

# Emotions

Draw a happy face and a sad face.



## TEACHER'S CORNER



Skills developed:



**Learning Objectives:** Identifying and expressing different emotions  
**Activity:** Ask the children to define how they are feeling and why they feel that way






# How I Feel

How do you feel today?

A large rectangular area for drawing or writing. It is bounded by a thick yellow inner border and a purple outer border. The top edge of the yellow border is decorated with a green brushstroke effect. The interior of the rectangle is mostly blank, with some faint, mirrored text visible from the reverse side of the page.

**TEACHER'S CORNER**

Skills developed:   

**Learning Objectives:** Identifying and relating to different emotions  
**Activity:** Ask the children to describe the emotion they feel and why they feel that way. Then they will draw faces expressing their emotion.

